



# Corrugated Metal Pipe Detention & Infiltration



# The experts you need to solve your stormwater challenges



**Contech is the leader in stormwater solutions, helping engineers, contractors and owners with infrastructure and land development projects throughout North America.**

With our responsive team of stormwater experts, local regulatory expertise and flexible solutions, Contech is the trusted partner you can count on for stormwater management solutions.

## Your Contech Team



### **STORMWATER CONSULTANT**

*It's my job to recommend the best solution to meet permitting requirements.*



### **STORMWATER DESIGN ENGINEER**

*I work with consultants to design the best approved solution to meet your project's needs.*



### **REGULATORY MANAGER**

*I understand the local stormwater regulations and what solutions will be approved.*



### **SALES ENGINEER**

*I make sure our solutions meet the needs of the contractor during construction.*

**Contech is your partner in stormwater management solutions**



## Subsurface Infiltration as a Stormwater Management Strategy

*CMP Infiltration is used at Long Beach City College in Long Beach, California.*

The only sure way to eliminate stormwater pollution is to eliminate stormwater runoff. In recognition of this fact, Green Infrastructure and Low Impact Development based stormwater management regulations prioritizing runoff reduction have proliferated throughout the United States.

Where site conditions allow, infiltration is typically the most cost effective and reliable runoff reduction approach. In urban environments where there are competing demands for land, subsurface infiltration can provide many of the benefits of landscape based systems but without requiring dedicated land area.

Infiltration systems are commonly comprised of a pretreatment component designed to remove sediment, trash, and oil, followed by plastic, metal or concrete storage units surrounded by permeable stone creating a high voids storage gallery.

Infiltration systems are typically designed to support vehicular loading and to withstand lateral pressures from surrounding soil that allows the overlying land to be used for virtually any non-building application.

# Corrugated Metal Pipe

## The “Go To” Material for Stormwater Detention

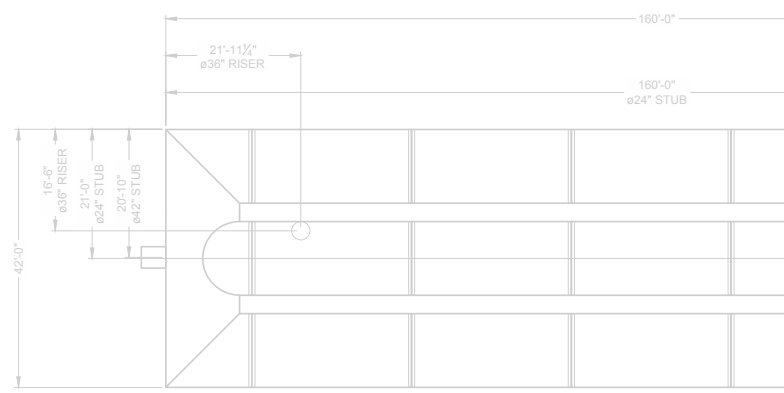


For the majority of applications, corrugated metal pipe (CMP) is the “go to” material for stormwater detention and infiltration. With its low cost, a wide variety of diameters, layout configurations and coatings, no other material can match CMP’s flexibility and versatility.

- NCSPE service life guidance of 75+ years for certain materials in recommended environments. Please refer to the Corrugated Metal Pipe Detention Design Guide for additional information.
- Various pipe coatings and materials are available to accommodate site-specific needs: Aluminized Steel Type 2 (ALT2), Galvanized, CORLIX® Aluminum, and Polymeric.
- Wide range of gages, corrugations, and shapes, diameters 12”– 144”
- Pipe can be fully or partially perforated for infiltration or groundwater recharge applications
- Custom risers and manifolds provide direct access for maintenance
- Outlet control devices can be incorporated within the system, eliminating the need for a separate structure
- Customizable - a variety of fittings allow CMP to match most layout configurations
- May be designed for heavy loading and high maximum cover
- Contributes to LEED points
- Available locally; quick turnaround time
- The most economical installed solution

**No other material can match the flexibility and versatility of CMP**

# Service Life for Corrugated Metal Pipe



## The durability of steel ...


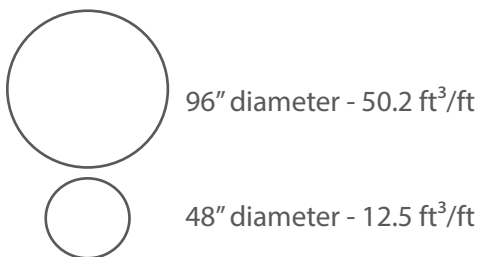
Some engineers are hesitant to use corrugated metal pipe (CMP) for infiltration because they have heard about CMP drainage culverts that have corroded due to abrasion. Factors affecting longevity differ between culvert and infiltration applications. Culverts experience high velocity flows carrying abrasive sediment, which can wear off galvanized coatings used in older CMP culverts. Infiltration systems are designed for storage rather than conveyance, so velocity and abrasive forces are minimized. In addition, improved CMP coatings, such as Aluminized Type 2 (ALT2), are more abrasion resistant and have demonstrated superior in-ground performance against abrasion in long-term durability studies. Field studies also have indicated that ALT2 coating may extend service life in wider pH and resistivity ranges than galvanized coatings. Confirming and maintaining recommended environmental conditions helps ensure system longevity projected by the long term studies. Finally, properly designed infiltration systems include pretreatment, flow control and a stone backfill envelope that can reduce exposure to abrasion



Learn More:  
[www.ncspa.org](http://www.ncspa.org)

## Maximizing Vertical Space: Every Inch Counts

One of the most overlooked advantages of CMP is its ability to maximize vertical storage space. Increasing the depth of a CMP infiltration system allows for more water storage in the same footprint. For example, doubling the diameter of pipe yields four times as much storage volume in the pipe. This provides a significant cost savings per cubic foot of storage. In addition, more vertical storage space means a smaller footprint, less excavation, and lower project costs.



Twice the diameter provides four times the storage space.

# System Sizing



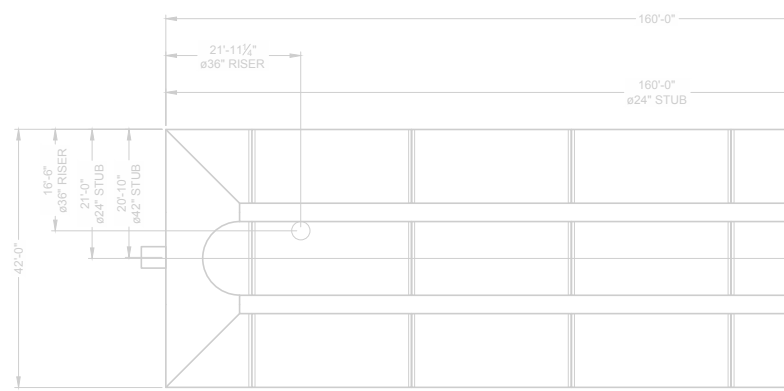
## APPLICATION TIPS

- Use the largest diameter pipe possible to maximize vertical storage space and minimize the overall footprint. Doing so will reduce material, excavation, and backfill costs.
- Single manifold systems are most cost effective as they reduce the amount of fabrication needed.
- Incorporating flow controls into the CMP system can reduce costs by eliminating the need for additional concrete structures.
- The Contech MOBILE PIPE® mill can be delivered to remote locations and assembled on-site for fast and cost effective steel pipe manufacturing.

DIAMETER (IN)	VOLUME (FT <sup>3</sup> /FT)	MIN. COVER HEIGHT
6	0.20	12"
8	0.35	12"
10	0.55	12"
12	0.78	12"
15	1.22	12"
18	1.76	12"
21	2.40	12"
24	3.14	12"
30	4.90	12"
36	7.10	12"
42	9.60	12"
48	12.60	12"
54	15.90	12"
60	19.60	12"
66	23.80	12"
72	28.30	12"
78	33.20	12"
84	38.50	12"
90	44.20	12"
96	50.30	12"
102	56.80	18"
108	63.60	18"
114	70.90	18"
120	78.50	18"
126	86.60	18"
132	95.00	18"
138	103.90	18"
144	113.10	18"

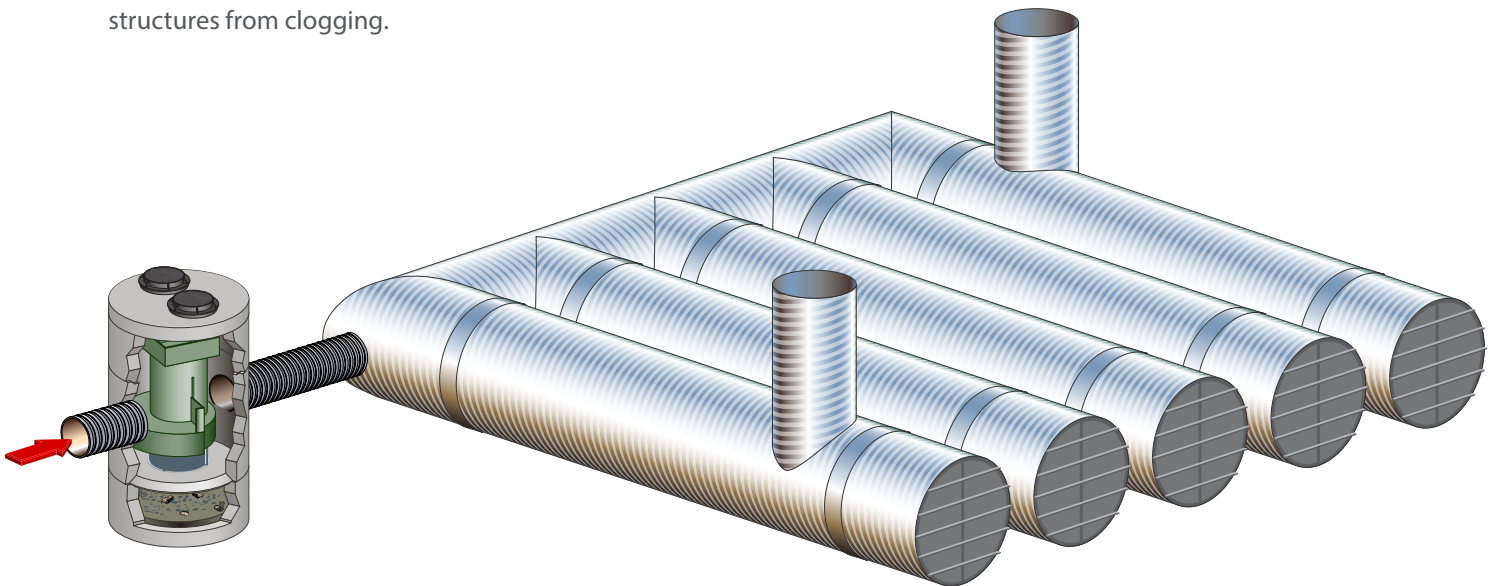
Because of its low cost and flexible configurations, CMP is the 'go to' material for stormwater detention and filtration.

# The Need for Effective Pretreatment



Infiltration systems have multiple components, and one of the most important is pretreatment. The purpose of a pretreatment device is to prolong the life of the infiltration system by removing debris and sediment that can collect on the invert and within the stone backfill voids. Pretreatment will maintain the efficiency of an infiltration system as well as extend the life cycle, therefore preventing a premature replacement. Pretreatment also offers these additional benefits:

- Easier to clean and maintain compared to the infiltration system itself.
- Cost savings due to the extended service life of the system.
- Removing trash and debris protects downstream outlet control structures from clogging.



Pretreatment systems that are easy to maintain and do not rely on the use of geotextile fabric are preferred.

# Pretreatment Design Considerations

## When choosing a pretreatment system, consider the following ...

- Downstream outlet control structures may require protection from a pretreatment device that screens trash and debris.
- Pretreatment system selection depends on pollutant targets. Trash, debris, and larger particles can be removed with hydrodynamic separators. Removing high percentages of fine particles and associated heavy metals and nutrients requires filtration.
- Reduced long term maintenance or replacement cost of the infiltration system can help justify pretreatment construction costs.
- Inlet and pipe layout will influence the number and type of pretreatment systems used. A combination of different systems may be appropriate for the various inlet locations and flows.



*The CDS® provides direct access to cleaning, using a combination of swirl concentration and indirect screening.*



Learn More:

[www.ContechES.com/cmp-detention](http://www.ContechES.com/cmp-detention)

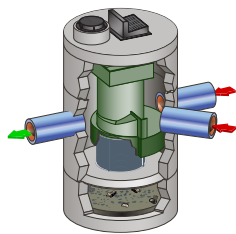
Reduce long term maintenance of  
an infiltration system with pretreatment.

**Pretreatment options extend the life of subsurface infiltration**



# Pretreatment Options

Contech offers a number of pretreatment options, all of which will extend the life of subsurface infiltration systems and improve water quality. The type of system chosen will depend on a number of factors including footprint, soil conditions, local regulations, and the desired level of pretreatment.



## Hydrodynamic Separation

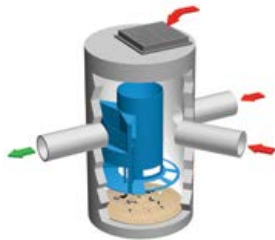
Hydrodynamic Separation (HDS) provides a basic level of pretreatment by capturing and retaining trash and debris, sediment, and oil from stormwater runoff.

### CDS®

CDS provides superior trash and sediment removal, and is much easier to clean and maintain compared to the infiltration system itself.

### Cascade Separator™

The Cascade Separator uses advanced sediment capture technology to provide the highest sediment removal efficiency to protect the stone backfill voids of infiltration systems, thus extending the life of the system.



## Filtration

Filtration provides a higher level of pretreatment and improved water quality by removing trash and debris, oil, fine solids, and dissolved pollutants such as metals, hydrocarbons, and nutrients.

### Filtterra® Bioretention System

Filtterra is an engineered bioretention system that has been optimized for high volume/flow treatment and high pollutant removal.



### The Stormwater Management StormFilter®

The StormFilter system is comprised of a structure that houses rechargeable, media-filled cartridges. The media can be customized to target site-specific pollutants.



### Jellyfish® Filter

The Jellyfish filter uses membrane filtration in a compact footprint to remove a high level and a wide variety of stormwater pollutants such as fine particulates, oil, trash and debris, metals, and nutrients.



# Alternative Materials for Subsurface Infiltration



**There may be instances where alternative materials are needed for subsurface infiltration due to site specific needs ...**

## Plastic Chambers

Plastic chambers are best suited to shallow depth applications; minimum cover is 18 inches, and maximum cover is 96 inches. Some benefits of chambers are:

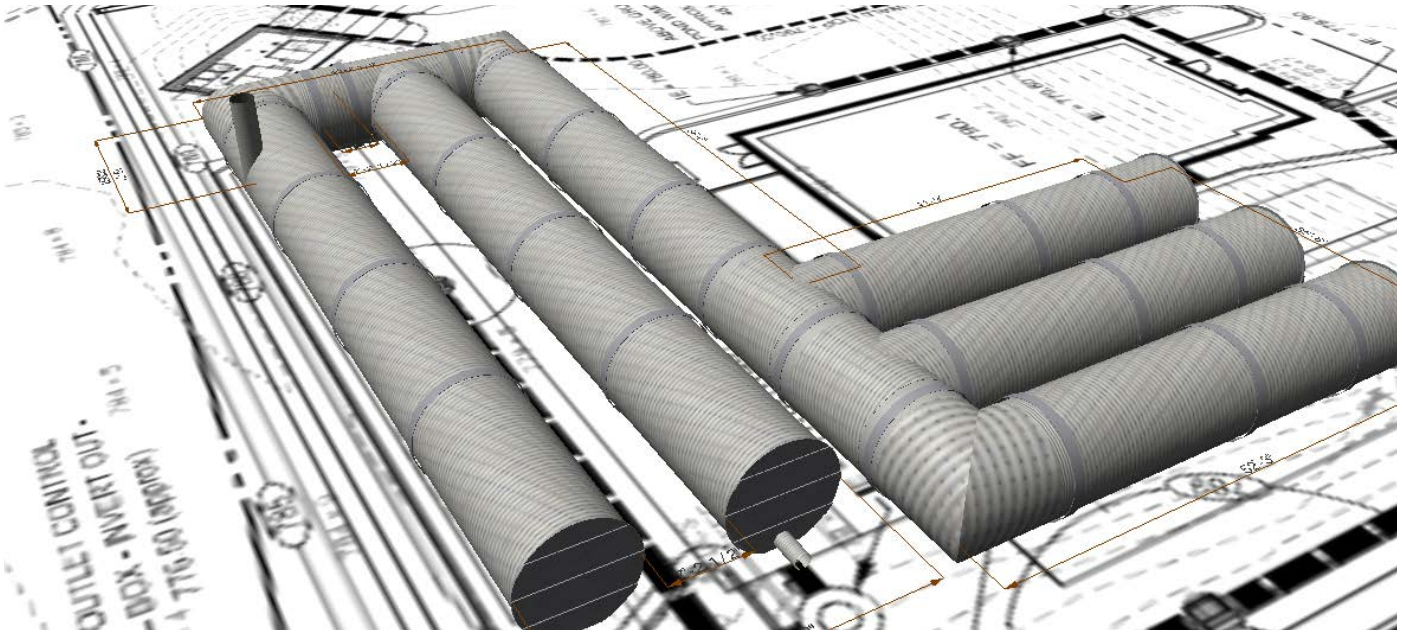
- Chambers may be beneficial for sites with limited vertical storage.
- Lightweight and installed by hand.
- Heavy equipment is not required to set units into place.
- Centralized stocking locations for short lead times.

## Concrete Structures/Vaults

Some concrete structures and vaults are best suited for high loading applications such as railroads or airports. Concrete units are also ideal in corrosive environments or areas with high salinity. Some benefits of concrete structures are:

- Wide range of spans and heights.
- Greater underground infiltration storage in a smaller footprint.
- Ample and easy maintenance access.
- Fast installation.

# Design Your Own Detention System (DYODS®)



Learn More:

[www.ContechES.com/designcenter](http://www.ContechES.com/designcenter)

## Quickly prepare designs for estimates and project meetings ...

Engineers are always looking for new ways to quickly prepare designs for estimates and project meetings. We have a tool that does just that... the Design Your Own Detention System (DYODS®) tool.

Part of the Contech Design Center, this free, online tool fully automates the layout process for stormwater detention and infiltration systems. The tool allows you to design systems using corrugated metal pipe (CMP), ChamberMaxx® plastic chambers, or DuroMaxx® steel reinforced polyethylene (SRPE). You can also create multiple systems for each project while saving all project information for future use.

- “Drag and drop” feature allows users to customize layout
- A 2D/3D design environment with high-resolution graphics including BIM model output
- Optimize designs for the storage requirement or maximize storage for a given footprint
- Import a PDF site plan, scale and design a system over the plan and view the overlay in 2D
- Instant access to customized, project specific drawings, and CAD files
- Ability to co-workers or Contech design engineers to your project with the new Collaborator feature

**CONTECH**<sup>®</sup>  
**DESIGNCENTER**  
DESIGN MADE EASY

A free, online tool that fully automates the layout process for stormwater detention systems.

# A partner you can rely on



STORMWATER  
SOLUTIONS



PIPE  
SOLUTIONS



STRUCTURES  
SOLUTIONS

Few companies offer the wide range of high-quality stormwater resources you can find with us — state-of-the-art products, decades of expertise, and all the maintenance support you need to operate your system cost-effectively.

## THE CONTECH WAY

Contech® Engineered Solutions provides innovative, cost-effective site solutions to engineers, contractors, and developers on projects across North America. Our portfolio includes bridges, drainage, erosion control, retaining wall, sanitary sewer and stormwater management products.

## TAKE THE NEXT STEP

For more information: [www.ContechES.com](http://www.ContechES.com)

NOTHING IN THIS CATALOG SHOULD BE CONSTRUED AS A WARRANTY. APPLICATIONS SUGGESTED HEREIN ARE DESCRIBED ONLY TO HELP READERS MAKE THEIR OWN EVALUATIONS AND DECISIONS, AND ARE NEITHER GUARANTEES NOR WARRANTIES OF SUITABILITY FOR ANY APPLICATION. CONTECH MAKES NO WARRANTY WHATSOEVER, EXPRESS OR IMPLIED, RELATED TO THE APPLICATIONS, MATERIALS, COATINGS, OR PRODUCTS DISCUSSED HEREIN. ALL IMPLIED WARRANTIES OF MERCHANTABILITY AND ALL IMPLIED WARRANTIES OF FITNESS FOR ANY PARTICULAR PURPOSE ARE DISCLAIMED BY CONTECH. SEE CONTECH'S CONDITIONS OF SALE (AVAILABLE AT [WWW.CONTECHES.COM/COS](http://WWW.CONTECHES.COM/COS)) FOR MORE INFORMATION.

**CONTECH**<sup>®</sup>  
ENGINEERED SOLUTIONS

Get social with us: [f](#) [in](#) [t](#) [v](#)

800-338-1122 | [www.ContechES.com](http://www.ContechES.com)